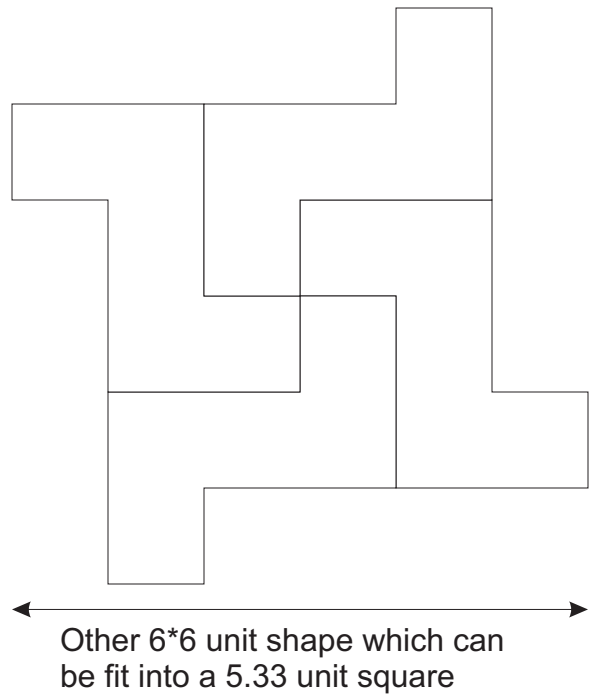



# The 4 "Z"-Puzzle



## Buildplan

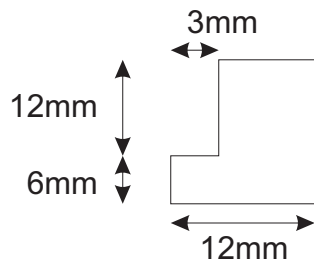
Use 12mm as the unit

1 Baseplate 6\*6 units (72mm\*72mm), Birch plywood (6mm thickness)

4 Z - built out of Ash (glued up from square stock and sliced across the grain)

4 plates for 'red' insets 2\*2 units (24mm\*24mm) made from Cherry wood.

4 Sides 0.85 units wide but with an L cutout so it builds the 1/2 unit frame on one side and the 5.33 unit (63.96mm) hole on the other side. Cherry wood - either beveled into the corners.



Packaging - possibly an origami box.

