


>

Classical African String Puzzle




Move one of the balls over onto the loop with the other ball.

jvk wood
puzzles


<http://www.woodpuzzles.com>

>


Ancient classical African design
Made by: Karin & Jürg von Känel
2 Fairview Road
Mahopac, NY 10541
USA
e-mail: jvk@woodpuzzles.com




1.) Pull the loop towards you and then over the block.



2.) Move the left sphere through the loop.




3.) Pull the loop through the block onto your side.




4.) Move the left sphere through the double loop.



5.) Pull the loops back through the hole in the block.



6.) Move the left sphere through the loop.



7.) Tidy up the loops
All Done !