


→

Sleeper Stopper




Move one of the balls over onto the loop with the other ball.

Designed by: Stewart Coffin
Made by: Karin & Jürg von Känel
2 Fairview Road
Mahopac, NY 10541
USA
e-mail: jvk@woodpuzzles.com

jvk wood
puzzles

<http://www.woodpuzzles.com>


→



1.) Pull the loop towards you and then over the block.




2.) Move the left sphere through the loop.




3.) Pull the loop through the block onto your side.




4.) Move the left sphere through the double loop.



5.) Pull the loops back through the hole in the block.



6.) Move the left sphere through the loop.



7.) Tidy up the loops



8.) All done.