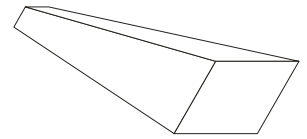
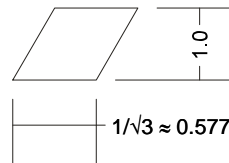


Tri Diamonds


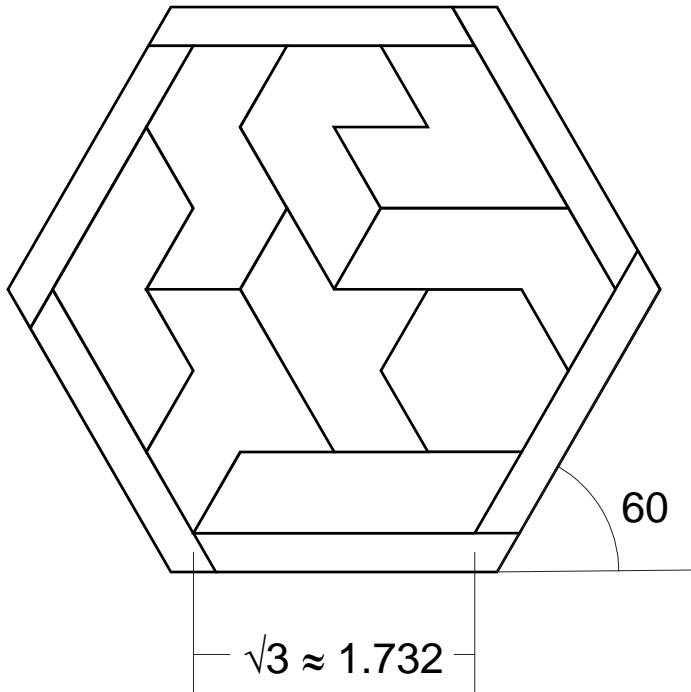
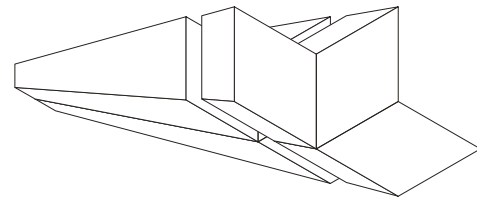
Plans

The best way to make this puzzle is by making diamond shaped stock out of three different species of wood.



Diamond stock is best made from uniformly planned boards (thickness 1 unit). Cut the boards on the table saw with the blade set at 30°.

Now glue 3 of the diamond stock into the shape of each pieces and then slice the stock into the pieces themselves. See the diagram below about the selection of wood for pieces.



The frame is created from a hexagonal piece of birch plywood, with borders glued on as shown in the picture on the right.

